

Oakland County Elections Division
Lisa Brown
 Clerk/Register of Deeds



Registered Voters: 942,340
 Ballots Cast: 323,891
 Voter Turnout: 34.37 %

Precincts Partially Reported: 0 of 516
 Precincts Completely Reported: 516 of 516
 Precincts Percent Reported: 100.00 %

Last updated 8/22/2018 2:35:34
 PM EDT

OFFICIAL RESULTS

USE YOUR BROWSER'S REFRESH BUTTON TO UPDATE RESULTS. DURING PEAK TIMES THE REFRESH MAY TAKE UP TO 2 MINUTES

▼ [Download Reports](#)

Type	Description
Summary CSV	Comma separated values showing total votes received.
Detail XLS	Precinct level details for election results. Contains votes received by each choice in each contest in each precinct, by vote type.
Detail TXT	Precinct level details for election results. Contains votes received by each choice in each contest in each precinct, by vote type.
Detail XML	Precinct level details for election results. Contains votes received by each choice in each contest in each precinct, by vote type.

▼ [Custom Filter by Contest, Vote Type and Jurisdiction](#)

Contest : All

Vote Type: All

Jurisdiction: Farmington Hills City

Refresh

Governor - REP (Vote For 1)



	Percent	Votes
Brian Calley	32.00%	2,370
Patrick Colbeck	15.84%	1,173
Jim Hines	5.98%	443
Bill Schuette	46.12%	3,416
Evan Space	0.00%	0
Rejected write-ins	0.07%	5
		7,407




United States Senator - REP (Vote For 1)



	Percent	Votes
John James	62.45%	4,463
Sandy Pensler	37.41%	2,673
William F. White	0.00%	0
Rejected write-ins	0.14%	10
		7,146



Representative in Congress 14th District - REP (Vote For 1)



	Percent	Votes
Marc S. Herschfus	99.48%	5,308
Rejected write-ins	0.52%	28
		5,336






State Senator 11th District - REP (Vote For 1)			Percent	Votes
Boris Tuman			99.44%	5,175
Rejected write-ins			0.56%	29
				5,204



Representative in State Legislature 37th District - REP (Vote For 1)			Percent	Votes
Dylan M. Gomula			24.45%	1,315
Mitch Swoboda			75.24%	4,047
Rejected write-ins			0.32%	17
				5,379


County Commissioner 13th District - REP (Vote For 1)			Percent	Votes
Michelle Dinardo			99.64%	1,915
Rejected write-ins			0.36%	7
				1,922

County Commissioner 14th District - REP (Vote For 1)			Percent	Votes
Bill Galvin			99.71%	2,445
Rejected write-ins			0.29%	7
				2,452


County Commissioner 21st District - REP (Vote For 1)			Percent	Votes
Richard A. Van Camp			99.65%	855
Rejected write-ins			0.35%	3
				858

Governor - DEM (Vote For 1)			Percent	Votes
Abdul El-Sayed			31.46%	4,452
Shri Thanedar			12.73%	1,801
Gretchen Whitmer			55.71%	7,884
William Cobbs			0.05%	7
Rejected write-ins			0.05%	7
				14,151






United States Senator - DEM (Vote For 1)			Percent	Votes
Debbie Stabenow			99.63%	13,149
Rejected write-ins			0.37%	49
				13,198

Representative in Congress 14th District - DEM (Vote For 1)			Percent	Votes
Brenda Lawrence			99.63%	12,797



Representative in Congress 14th District - DEM (Vote For 1)

		Percent	Votes
Rejected write-ins		0.37%	47
		12,844	



State Senator 11th District - DEM (Vote For 1)

		Percent	Votes
Crystal Bailey		21.12%	2,533
Jeremy Moss		47.68%	5,719
Vanessa Moss		20.40%	2,447
James Turner		10.54%	1,264
Rejected write-ins		0.27%	32
		11,995	




Representative in State Legislature - 37th District - DEM (Vote For 1)

		Percent	Votes
Christine Greig		99.68%	12,010
Rejected write-ins		0.32%	38
		12,048	



County Commissioner 13th District - DEM (Vote For 1)

		Percent	Votes
Marcia Gershenson		99.67%	4,515
Rejected write-ins		0.33%	15
		4,530	




County Commissioner 14th District - DEM (Vote For 1)

		Percent	Votes
William Miller		63.36%	2,961
Victor Wooddell		36.12%	1,688
Rejected write-ins		0.51%	24
		4,673	


County Commissioner 21st District - DEM (Vote For 1)


		Percent	Votes
Janet Jackson		99.82%	2,164
Rejected write-ins		0.18%	4
		2,168	

Governor - LIB (Vote For 1)



		Percent	Votes
Bill Gelineau		57.89%	33
John J. Tatar		42.11%	24
Rejected write-ins		0.00%	0
		57	


United States Senator - LIB (Vote For 1)


		Percent	Votes
Tim Yow		10.00%	1


United States Senator - LIB (Vote For 1)			Percent	Votes
Rejected write-ins			90.00%	9
				10


Representative in Congress 14th District - LIB (Vote For 1)			Percent	Votes
Rejected write-ins			100.00%	9
				9



State Senator 11th District - LIB (Vote For 1)			Percent	Votes
James K. Young			100.00%	48
Rejected write-ins			0.00%	0
				48



Representative in State Legislature 37th District - LIB (Vote For 1)			Percent	Votes
Rejected write-ins			100.00%	8
				8

County Commissioner 13th District - LIB (Vote For 1)			Percent	Votes
Rejected write-ins			100.00%	4
				4

County Commissioner 14th District - LIB (Vote For 1)			Percent	Votes
Rejected write-ins			100.00%	2
				2

County Commissioner 21st District - LIB (Vote For 1)			Percent	Votes
Rejected write-ins			0.00%	0
				0

Oakland County Public Transportation Millage Renewal (Vote For 1)			Percent	Votes
Yes			76.28%	15,723
No			23.72%	4,890
				20,613

Charter Amendment Parks and Recreation Facilities and Program Projects - Farmington Hills (Vote For 1)			Percent	Votes
Yes			76.23%	15,667
No			23.77%	4,886
				20,553

▼ Custom Filter by Vote Type and Precinct

Vote Type: -- Select -- Precinct: -- Select --

Refresh

Copyright © 2018 Powered by - Scytll