

# **CANVASS OF VOTES CAST**

- AT THE -

## **CITY GENERAL ELECTION**



- HELD ON -

**NOVEMBER 2, 2021**

---

# **CITY OF FARMINGTON HILLS**

**CANVASSED BY THE BOARD OF COUNTY CANVASSERS  
OF  
OAKLAND COUNTY, MICHIGAN**



Oakland County, Michigan


Tuesday, November 2, 2021 Election

11/2/2021

Page 22

Mayor - Farmington Hills - Vote for not more than 1

Precinct	Vicki Barnett	Gina Phillips	Cast Votes	Undervotes	Overvotes	Rejected write-in votes	Unresolved write-in votes	Precinct Ballots Cast	Absentee Ballots Cast	Total Ballots Cast	Registered Voters	Turnout Percentage
Farmington Hills, Precinct 1	466	91	557	30	0	0	0	114	473	587	2,257	26.01%
Farmington Hills, Precinct 2	508	131	639	31	0	2	0	186	486	672	2,460	27.32%
Farmington Hills, Precinct 3	641	151	792	30	0	1	0	239	584	823	2,623	31.38%
Farmington Hills, Precinct 4	592	128	720	27	0	2	0	148	601	749	2,509	29.85%
Farmington Hills, Precinct 5 & 6	402	110	512	18	0	2	0	127	405	532	3,726	14.28%
Farmington Hills, Precinct 7	481	151	632	20	0	2	0	152	502	654	2,431	26.90%
Farmington Hills, Precinct 8	453	122	575	14	0	1	0	154	436	590	2,117	27.87%
Farmington Hills, Precinct 9	587	162	749	21	0	4	0	221	553	774	2,849	27.17%
Farmington Hills, Precinct 10	574	139	713	22	0	1	0	229	507	736	3,047	24.15%
Farmington Hills, Precinct 11	379	94	473	21	0	5	0	121	378	499	2,546	19.60%
Farmington Hills, Precinct 12	516	101	617	29	0	0	0	215	431	646	2,152	30.02%
Farmington Hills, Precinct 13	379	138	517	26	0	5	0	170	378	548	1,996	27.45%
Farmington Hills, Precinct 14	576	209	785	25	1	2	0	287	526	813	2,426	33.51%
Farmington Hills, Precinct 15 & 17	463	130	593	20	0	3	0	182	434	616	3,873	15.90%
Farmington Hills, Precinct 16	549	159	708	36	0	4	0	202	546	748	2,895	25.84%
Farmington Hills, Precinct 18 & 19	820	232	1,052	27	0	5	0	312	772	1,084	3,895	27.83%
Farmington Hills, Precinct 20	515	122	637	26	0	1	0	179	485	664	2,961	22.42%
Farmington Hills, Precinct 21	392	150	542	21	0	2	0	161	404	565	2,863	19.73%




# Oakland County, Michigan

Tuesday, November 2, 2021 Election

11/2/2021

Page 23



## Mayor - Farmington Hills - Vote for not more than 1

Precinct	Vicki Barnett	Gina Phillips	Cast Votes	Undervotes	Overvotes	Rejected write-in votes	Unresolved write-in votes	Precinct Ballots Cast	Absentee Ballots Cast	Total Ballots Cast	Registered Voters	Turnout Percentage
Farmington Hills, Precinct 22 & 23	683	249	932	33	0	6	0	253	718	971	3,965	24.49%
Farmington Hills, Precinct 24	579	178	757	38	0	3	0	165	633	798	2,900	27.52%
Farmington Hills, Precinct 25	511	146	657	21	1	4	0	146	537	683	2,852	23.95%
Farmington Hills, Precinct 26	322	134	456	16	0	2	0	130	344	474	2,788	17.00%
Farmington Hills, Precinct 27	252	102	354	5	0	1	0	100	260	360	2,813	12.80%
<b>Totals</b>	<b>11,640</b>	<b>3,329</b>	<b>14,969</b>	<b>557</b>	<b>2</b>	<b>58</b>	<b>0</b>	<b>4,193</b>	<b>11,393</b>	<b>15,586</b>	<b>64,944</b>	<b>24.00%</b>

Oakland County, Michigan


Tuesday, November 2, 2021 Election

11/2/2021

Page 24

Council Member - Farmington Hills - Vote for not more than 3

Precinct	Jon Aldred	Michael Bridges	Randy Bruce	Valerie Knol	Jacob Kovacs	Matt Strickraden	Cast Votes	Undervotes	Overvotes	Rejected write-in votes	Unresolved write-in votes	Precinct Ballots Cast	Absentee Ballots Cast	Total Ballots Cast
Farmington Hills, Precinct 1	157	273	236	348	169	224	1,407	344	1	7	0	114	473	587
Farmington Hills, Precinct 2	193	355	319	435	168	245	1,715	298	0	3	0	186	486	672
Farmington Hills, Precinct 3	236	461	360	481	213	308	2,059	401	0	9	0	239	584	823
Farmington Hills, Precinct 4	246	396	358	452	168	274	1,894	347	0	6	0	148	601	749
Farmington Hills, Precinct 5 & 6	151	269	240	340	146	194	1,340	251	0	5	0	127	405	532
Farmington Hills, Precinct 7	216	322	286	407	158	240	1,629	329	0	4	0	152	502	654
Farmington Hills, Precinct 8	199	278	272	385	157	243	1,534	234	0	2	0	154	436	590
Farmington Hills, Precinct 9	230	394	393	474	176	300	1,967	344	0	11	0	221	553	774
Farmington Hills, Precinct 10	235	383	344	467	183	289	1,901	303	0	4	0	229	507	736
Farmington Hills, Precinct 11	172	272	201	338	128	157	1,268	224	0	5	0	121	378	499
Farmington Hills, Precinct 12	201	369	288	381	165	205	1,609	329	0	0	0	215	431	646
Farmington Hills, Precinct 13	215	259	234	355	131	212	1,406	233	0	5	0	170	378	546
Farmington Hills, Precinct 14	280	333	339	546	270	332	2,100	330	0	9	0	287	526	813
Farmington Hills, Precinct 15 & 17	188	324	295	395	162	214	1,578	267	0	3	0	182	434	616
Farmington Hills, Precinct 16	270	336	374	483	159	281	1,903	335	0	6	0	202	546	748
Farmington Hills, Precinct 18 & 19	356	586	425	692	291	396	2,746	499	1	4	0	312	772	1,084
Farmington Hills, Precinct 20	208	366	305	419	174	233	1,705	280	0	7	0	179	485	664
Farmington Hills, Precinct 21	193	282	258	346	171	219	1,469	213	3	4	0	161	404	565




# Oakland County, Michigan

Tuesday, November 2, 2021 Election

11/2/2021

Page 25



## Council Member - Farmington Hills - Vote for not more than 3

Precinct	Registered Voters	Turnout Percentage
Farmington Hills, Precinct 1	2,257	26.01%
Farmington Hills, Precinct 2	2,460	27.32%
Farmington Hills, Precinct 3	2,623	31.38%
Farmington Hills, Precinct 4	2,509	29.85%
Farmington Hills, Precinct 5 & 6	3,726	14.28%
Farmington Hills, Precinct 7	2,431	26.90%
Farmington Hills, Precinct 8	2,117	27.87%
Farmington Hills, Precinct 9	2,849	27.17%
Farmington Hills, Precinct 10	3,047	24.15%
Farmington Hills, Precinct 11	2,546	19.60%
Farmington Hills, Precinct 12	2,152	30.02%
Farmington Hills, Precinct 13	1,996	27.45%
Farmington Hills, Precinct 14	2,426	33.51%
Farmington Hills, Precinct 15 & 17	3,873	15.90%
Farmington Hills, Precinct 16	2,895	25.84%
Farmington Hills, Precinct 18 & 19	3,895	27.83%
Farmington Hills, Precinct 20	2,961	22.42%
Farmington Hills, Precinct 21	2,863	19.73%

**Official Results**


Tuesday, November 2, 2021 Election

11/2/2021

Page 26

**Council Member - Farmington Hills - Vote for not more than 3**

Precinct	Jon Aldred	Michael Bridges	Randy Bruce	Valerie Knol	Jacob Kovacs	Matt Strickraden	Cast Votes	Undervotes	Overvotes	Rejected write-in votes	Unresolved write-in votes	Precinct Ballots Cast	Absentee Ballots Cast	Total Ballots Cast
Farmington Hills, Precinct 22 & 23	366	463	450	648	245	358	2,530	359	3	15	0	253	718	971
Farmington Hills, Precinct 24	283	366	368	521	183	305	2,026	356	0	12	0	165	633	798
Farmington Hills, Precinct 25	243	333	333	445	168	224	1,746	300	1	0	0	146	537	683
Farmington Hills, Precinct 26	161	211	202	309	128	184	1,195	222	1	2	0	130	344	474
Farmington Hills, Precinct 27	114	193	149	232	127	99	914	164	0	2	0	100	260	360
<b>Totals</b>	<b>5,113</b>	<b>7,824</b>	<b>7,029</b>	<b>9,899</b>	<b>4,040</b>	<b>5,736</b>	<b>39,641</b>	<b>6,962</b>	<b>10</b>	<b>125</b>	<b>0</b>	<b>4,193</b>	<b>11,393</b>	<b>15,586</b>




**Oakland County, Michigan**

Tuesday, November 2, 2021 Election



11/2/2021

Page 27



**Council Member - Farmington Hills - Vote for not more than 3**

Precinct	Registered Voters	Turnout Percentage
Farmington Hills, Precinct 22 & 23	3,965	24.49%
Farmington Hills, Precinct 24	2,900	27.52%
Farmington Hills, Precinct 25	2,852	23.95%
Farmington Hills, Precinct 26	2,788	17.00%
Farmington Hills, Precinct 27	2,813	12.80%
<b>Totals</b>	<b>64,944</b>	<b>24.00%</b>



**Oakland County, Michigan**

Tuesday, November 2, 2021 Election



11/2/2021

Page 101

**Charter Amendment Public Safety - Farmington Hills**

Precinct	Yes	No	Cast Votes	Undervotes	Overvotes	Rejected write-in votes	Unresolved write-in votes	Precinct Ballots Cast	Absentee Ballots Cast	Total Ballots Cast	Registered Voters	Turnout Percentage
Farmington Hills, Precinct 1	444	128	572	15	0	0	0	114	473	587	2,257	26.01%
Farmington Hills, Precinct 2	537	122	659	13	0	0	0	186	486	672	2,460	27.32%
Farmington Hills, Precinct 3	649	166	815	8	0	0	0	239	584	823	2,623	31.38%
Farmington Hills, Precinct 4	545	188	733	16	0	0	0	148	601	749	2,509	29.85%
Farmington Hills, Precinct 5 & 6	384	141	525	7	0	0	0	127	405	532	3,726	14.28%
Farmington Hills, Precinct 7	469	174	643	11	0	0	0	152	502	654	2,431	26.90%
Farmington Hills, Precinct 8	469	111	580	10	0	0	0	154	436	590	2,117	27.87%
Farmington Hills, Precinct 9	582	175	757	17	0	0	0	221	553	774	2,849	27.17%
Farmington Hills, Precinct 10	538	187	725	11	0	0	0	229	507	736	3,047	24.15%
Farmington Hills, Precinct 11	384	105	489	10	0	0	0	121	378	499	2,546	19.60%
Farmington Hills, Precinct 12	461	172	633	13	0	0	0	215	431	646	2,152	30.02%
Farmington Hills, Precinct 13	411	130	541	7	0	0	0	170	378	548	1,996	27.45%
Farmington Hills, Precinct 14	594	209	803	10	0	0	0	287	526	813	2,426	33.51%
Farmington Hills, Precinct 15 & 17	469	141	610	6	0	0	0	182	434	616	3,873	15.90%
Farmington Hills, Precinct 16	553	185	738	10	0	0	0	202	546	748	2,895	25.84%
Farmington Hills, Precinct 18 & 19	759	299	1,058	26	0	0	0	312	772	1,084	3,895	27.83%
Farmington Hills, Precinct 20	469	187	656	8	0	0	0	179	485	664	2,961	22.42%
Farmington Hills, Precinct 21	415	139	554	11	0	0	0	161	404	565	2,863	19.73%





**Oakland County, Michigan**

Tuesday, November 2, 2021 Election

11/2/2021

Page 102

**Charter Amendment Public Safety - Farmington Hills**

Precinct	Yes	No	Cast Votes	Undervotes	Overvotes	Rejected write-in votes	Unresolved write-in votes	Precinct Ballots Cast	Absentee Ballots Cast	Total Ballots Cast	Registered Voters	Turnout Percentage
Farmington Hills, Precinct 22 & 23	671	276	947	24	0	0	0	253	718	971	3,965	24.49%
Farmington Hills, Precinct 24	601	182	783	15	0	0	0	165	633	798	2,900	27.52%
Farmington Hills, Precinct 25	543	117	660	23	0	0	0	146	537	683	2,852	23.95%
Farmington Hills, Precinct 26	326	139	465	9	0	0	0	130	344	474	2,788	17.00%
Farmington Hills, Precinct 27	250	106	356	4	0	0	0	100	260	360	2,813	12.80%
<b>Totals</b>	<b>11,523</b>	<b>3,779</b>	<b>15,302</b>	<b>284</b>	<b>0</b>	<b>0</b>	<b>0</b>	<b>4,193</b>	<b>11,393</b>	<b>15,586</b>	<b>64,944</b>	<b>24.00%</b>

**STATEMENT OF VOTES**

**CITY OF FARMINGTON HILLS**

The whole number of votes given for candidates for the office of		Put figures in this column				
		MAYOR				
was <b>Fourteen thousand nine hundred sixty-nine</b>		1	4	9	6	9
and they were given for the following named persons:						
PERSONS RECEIVING THE VOTES	NUMBER OF VOTES WRITTEN IN WORDS					
1. Vicki Barnett	Eleven thousand six hundred forty	1	1	6	4	0
2. Gina Phillips	Three thousand three hundred twenty-nine		3	3	2	9
3.						
4.						
5.						
6.						
<b>TOTAL</b>		1	4	9	6	9
The whole number of votes given for candidates for the office of		Put figures in this column				
		COUNCIL MEMBER				
was <b>Thirty-nine thousand six hundred forty-one</b>		3	9	6	4	1
and they were given for the following named persons:						
PERSONS RECEIVING THE VOTES	NUMBER OF VOTES WRITTEN IN WORDS					
1. Jon Aldred	Five thousand one hundred thirteen		5	1	1	3
2. Michael Bridges	Seven thousand eight hundred twenty-four		7	8	2	4
3. Randy Bruce	Seven thousand twenty-nine		7	0	2	9
4. Valerie Knol	Nine thousand eight hundred ninety-nine		9	8	9	9
5. Jacob Kovacs	Four thousand forty		4	0	4	0
6. Matt Strickfaden	Five thousand seven hundred thirty-six		5	7	3	6
<b>TOTAL</b>		3	9	6	4	1

STATEMENT OF VOTES

CITY OF FARMINGTON HILLS

The whole number of votes given for and against the	Put figures in this column				
<p><b>Charter Amendment Public Safety Millage</b></p> <p>Shall the Farmington Hills City Charter be amended to allow a renewal and increase to the original voter-approved level of the additional special tax rate for public safety functions of the Fire and Police Departments by authorizing the City to levy a millage in the amount of 1.7 mills, for ten years, starting with the July 2022 levy (authorizing collection of an estimated \$6,328,528 in the first year if approved and levied), which taxes are to be used only for purposes of fire and police staffing and equipment to maintain the current levels of public safety services?</p>					
was <b>Fifteen thousand three hundred two</b>	1	5	3	0	2
of which number <b>Eleven thousand five hundred twenty-three</b>	1	1	5	2	3
votes were marked <b>YES</b>					
and <b>Three thousand seven hundred seventy-nine</b>		3	7	7	9
votes were marked <b>NO</b>					
<b>TOTAL VOTES</b>	1	5	3	0	2

CERTIFICATE OF DETERMINATION

STATE OF MICHIGAN )  
 ) ss.  
COUNTY OF OAKLAND )

The Board of Canvassers of the COUNTY of OAKLAND  
(COUNTY, CITY, TOWNSHIP OR VILLAGE) (COUNTY, CITY, TOWNSHIP OR VILLAGE)  
having Ascertained and Canvassed the Votes of said CITY OF FARMINGTON HILLS  
(COUNTY, CITY, TOWNSHIP, VILLAGE OR SCHOOL)  
at the CITY GENERAL Election, held on the 2ND day of NOVEMBER  
in the year Two Thousand TWENTY-ONE.

Do Hereby Certify and Determine

That Vicki Barnett having received sufficient number of votes is elected to the office of  
MAYOR.

That Valerie Knol having received sufficient number of votes is elected to the office of  
COUNCIL MEMBER.

That Michael Bridges having received sufficient number of votes is elected to the office of  
COUNCIL MEMBER.

That Randy Bruce having received sufficient number of votes is elected to the office of  
COUNCIL MEMBER.

Do Further Hereby Determine

That the following propositions or questions were passed or defeated as indicated below:

1.	Charter Amendment <u>Public Safety Millage</u> NAME OF PROPOSITION	Having	<u>Received</u> Not Received	Sufficient votes was	<u>Passed</u> Defeated
----	--	--------	---------------------------------	----------------------	---------------------------

CERTIFICATE OF DETERMINATION



ATTES-

In Witness Whereof, We have hereunto set our hands and affixed the Seal of  
the Circuit Court of Oakland County this 8<sup>th</sup> day of NOVEMBER  
in the year TWO THOUSAND TWENTY-ONE.

[Signature] CHAIRPERSON  
[Signature]  
[Signature]  
**BOARD  
OF  
CANVASSERS**

[Signature]  
CLERK OF BOARD OF CANVASSERS  
LISA BROWN

[Signature]  
CHAIRPERSON OF BOARD OF CANVASSERS